


Do it yourself

Dog Rope Bone

What you'll need:


- Scissors
- 2 T-Shirts
- Ruler




1 Cut the shirts in half.




2 Cut 5 cm wide, strips from the bottom of both t-shirts.



3 Cut off the hem from each strip.




4 Collect the strips together and tie off the end.



5 Separate the strips into 3 parts.



6 Braid the strips together.



7 Finally, tie off the toy using one last strip.



Thanks for downloading

We hope you enjoy our perfect Dog Rope Bone!

If you'd like to share with us your amazing creation, you can use the hashtag: [#mypet](#)